



WINSPORT CALGARY (CAN)
















Nor-Am Cup
















Men's Freeski Slopestyle













February 08, 2022

CODEX: 8653

Valid for FIS Points: YES

Rank	Bib	FIS code	Athlete	Year	Nation	Score	FIS Points	Cup Points
1	28	2534919	HARRINGTON Luca	2004	 NZL	84.50	150.00	100
2	7	2533334	THOMAS Richard	2001	 USA	84.00	124.40	80
3	14	2535438	GAGNE Jeremy	2004	 CAN	82.20	104.20	60
4	60	2533382	OLDHAM Bruce	1998	 CAN	79.50	88.30	50
5	37	2533690	KOFORD Rodney	2001	 USA	78.70	75.80	45
6	58	2534668	SMART Kai	2002	 CAN	78.50	65.90	40
7	29	2535141	VOTAW Luke	2003	 USA	66.70	58.00	36
8	15	2538657	Galarneau Thomas	2003	 CAN	65.50	51.60	32
9	34	2533839	POUCH James	1999	 GBR	61.70	46.50	29
10	36	2533663	SEVERSON Zane	2002	 USA	61.00	42.40	26
11	5	2534013	RALPH Konnor	2003	 USA	39.70	39.00	24
12	6	2535007	PODMILSAK Troy	2004	 USA	35.00	36.20	22
13	54	2534980	MARTIN Kai	2003	 CAN	75.69	33.80	20
14	20	2535758	BLANCH Lucas	2002	 ESP	75.19	31.80	18
15	42	2534333	KANZLER James	2003	 USA	73.49	30.00	16

16	63	2538279	GARROD Tate	2004	 CAN	71.49	28.50	15
17	25	2535183	LABAUGH Matthew	2004	 USA	69.49	27.10	14
18	69	2534663	WILLMOTT Brayden	2004	 CAN	68.99	25.90	13
19	57	2534979	WILSON Leif	2001	 CAN	68.69	24.70	12
20	76	2534405	ARCAND Ethan	2002	 CAN	65.19	23.70	11
21	44	2538224	BUTLAND Lucas	2005	 CAN	64.99	22.70	10
22	47	2538718	HUCKERBY Jack	2004	 CAN	63.99	21.70	9
23	52	2535219	HENDERSON Alexander	2003	 CAN	63.19	20.80	8
24	65	2535841	DREYER Andre	2002	 CAN	63.19	20.00	7
25	51	2534273	LYNCH Benjamin	2002	 CAN	62.69	19.10	6
26	21	2534512	SNYDER Cayden	2002	 USA	61.19	18.30	5
27	78	2538193	MENNING Bryce	2004	 CAN	60.19	17.40	4
28	74	2537493	DEAKIN Will	2004	 CAN	58.49	16.60	3
29	23	2533782	GANLEY Jack	2002	 USA	55.99	15.80	2
30	55	2534274	STEVEN Mitchell	2000	 CAN	54.49	15.00	1

31	66	2538644	BEATTY Charlie	2007	 CAN	53.19	14.20
32	72	2538209	MACYK Avery	2007	 CAN	52.49	13.40
33	68	2538716	HAIRE Marcus	2004	 CAN	49.99	12.60
34	73	2538208	KARGUS Ty	2007	 CAN	49.49	11.80
35	11	2538711	PARNELL Rowan	2004	 CAN	48.99	11.00
36	22	2535114	BOYES Dylan	2004	 USA	48.19	10.20
37	50	2534700	ABEL Austen	2002	 USA	46.99	9.50
38	8	2537560	LITTLE Andrew	2004	 CAN	43.19	8.70
39	61	2537538	MULVIHILL Aidan	2004	 CAN	42.99	7.90
40	10	2538656	DURNING Rowan	2006	 CAN	42.19	7.10
41	39	2535217	JOHNSON Colby	2004	 USA	39.49	6.30
42	59	2538278	SWIFT Deston	2005	 CAN	38.19	5.50
43	30	2534976	KAHNERT Steven	2003	 CAN	37.19	4.80
44	3	2537536	LINDSAY-ROSS Stephen	2003	 CAN	33.99	4.00
45	46	2538198	DUFFY Liam	2005	 CAN	31.99	3.20

46	1	2534655	GNOZA Charlie			2003	 USA	29.49	2.40
47	56	2533614	SUCHY Nicholas			2000	 CAN	21.49	1.60
48	45	2538197	SPATE Devon			2004	 CAN	18.99	0.90
49	67	2538712	BREEDON Scott			2004	 CAN	8.99	0.10