











# Men's Slopestyle

Draw Athletes Result












## Qualifications

### Heat 1 COMPLETE

RANK	ATHLETE	TOTAL
1	 44 Jeremy Gagne CAN	<b>93.00</b> Won by 6.83
2	 31 Mitchell Steven CAN	<b>86.17</b> Needed 93.01
3	 48 Charlie Gnoza USA	<b>85.67</b> Needed 93.01
4	 91 Kaylen Reiley USA	<b>80.00</b> Needed 93.01
5	 47 Tanner Blakely USA	<b>78.50</b> Needed 93.01
6	 24 Leif Wilson CAN	<b>78.17</b> Needed 93.01
7	 112 Bryce Menning CAN	<b>73.83</b> Needed 78.18
8	 101 Jacob Durepos CAN	<b>72.17</b> Needed 78.18
9	 34 Hugh MacMenamin USA	<b>70.83</b> Needed 78.18
10	 104 Matthew Lepine CAN	<b>70.33</b> Needed 78.18

11	<b>MH</b> 19	Matthaeus Heslop CAN	<b>70.00</b> Needed 78.18
12	<b>AC</b> 29	Anders Chapman USA	<b>69.67</b> Needed 78.18
13	<b>MH</b> 88	Marcus Haire CAN	<b>68.50</b> Needed 78.18
14	<b>DD</b> 50	Dylan DaMore USA	<b>68.00</b> Needed 78.18
15	<b>TM</b> 55	Trent Morozumi CAN	<b>67.00</b> Needed 78.18
16	<b>DS</b> 99	Deston Swift CAN	<b>65.17</b> Needed 78.18
17	<b>SK</b> 5	Stone Karnacewicz USA	<b>61.33</b> Needed 78.18
18	<b>JM</b> 87	Joel Macnair CAN	<b>60.00</b> Needed 78.18
19	<b>LK</b> 52	Luka Kuharic USA	<b>56.17</b> Needed 78.18
20	<b>LB</b> 84	Liam Brogden USA	<b>54.67</b> Needed 78.18
21	<b>MK</b> 85	Myles King USA	<b>45.00</b> Needed 78.18
22	<b>LB</b> 80	Lucas Blanch ESP	<b>22.00</b> Needed 78.18
23	<b>MS</b> 83	Michael Sheehan USA	<b>21.50</b> Needed 78.18
24	<b>AM</b> 110	Aidan Mulvihill CAN	<b>-</b> Needed 78.18













# Heat 2 COMPLETE

RANK	ATHLETE	TOTAL
1	 2 Dylan Deschamps CAN	<b>93.33</b> Won by 4
2	 113 Tate Garrod CAN	<b>89.33</b> Needed 93.34
3	 30 Kai Martin CAN	<b>86.67</b> Needed 93.34
4	 90 Bode Raffa USA	<b>85.17</b> Needed 93.34
5	 16 Henry Townshend USA	<b>82.00</b> Needed 93.34
6	 28 Benjamin Lynch CAN	<b>76.17</b> Needed 93.34
7	 43 Remi Asselin CAN	<b>74.33</b> Needed 76.18
8	 69 Sean Jensen USA	<b>72.67</b> Needed 76.18
9	 3 Ryan McElmon USA	<b>72.00</b> Needed 76.18
10	 81 Cayden Snyder USA	<b>71.83</b> Needed 76.18
11	 10 Austen Abel USA	<b>67.17</b> Needed 76.18

12	<b>FE</b> 4	Finn Emory USA	<b>65.33</b> Needed 76.18
13	<b>MF</b> 59	Malcolm Farris CAN	<b>65.00</b> Needed 76.18
14	<b>TM</b> 100	Thomas McEwen CAN	<b>63.33</b> Needed 76.18
15	<b>TK</b> 40	Ty Kargus CAN	<b>58.00</b> Needed 76.18
16	<b>CJ</b> 25	Colby Johnson USA	<b>54.00</b> Needed 76.18
17	<b>EJ</b> 86	Erik Jaerbyn USA	<b>52.00</b> Needed 76.18
18	<b>ON</b> 41	Oliver Neil CAN	<b>50.33</b> Needed 76.18
19	<b>QB</b> 26	Quincy Barr CAN	<b>49.33</b> Needed 76.18
20	<b>MS</b> 32	Max Stoddart CAN	<b>44.00</b> Needed 76.18
21	<b>FG</b> 42	Félix Grant CAN	<b>31.00</b> Needed 76.18
22	<b>CH</b> 6	Colin Harris USA	- Needed 76.18
23	<b>SL</b> 21	Stephen Lindsay- Ross CAN	- Needed 76.18
24	<b>JH</b> 54	Jack Huckerby CAN	- Needed 76.18

# Final

## Final COMPLETE

RANK	ATHLETE	TOTAL
1	 113 Tate Garrod CAN	<b>92.83</b> Won by 6.16
2	 44 Jeremy Gagne CAN	<b>86.67</b> Needed 92.84
3	 2 Dylan Deschamps CAN	<b>86.17</b> Needed 92.84
4	 30 Kai Martin CAN	<b>83.33</b> Needed 92.84
5	 47 Tanner Blakely USA	<b>81.17</b> Needed 92.84
6	 31 Mitchell Steven CAN	<b>74.33</b> Needed 92.84
7	 24 Leif Wilson CAN	<b>73.17</b> Needed 92.84
8	 90 Bode Raffa USA	<b>70.83</b> Needed 92.84
9	 91 Kaylen Reiley USA	<b>63.67</b> Needed 92.84
10	 16 Henry Townshend USA	<b>61.17</b> Needed 92.84
11	 48 Charlie Gnoza USA	<b>51.50</b> Needed 92.84
12	 28 Benjamin Lynch CAN	<b>24.17</b> Needed 92.84